

The dynamics of biogeographic ranges in the deep sea

Craig R. McClain and Sarah Mincks Hardy

Proc. R. Soc. B published online 28 July 2010
doi: 10.1098/rspb.2010.1057

Supplementary data

["Data Supplement"](#)

<http://rsjb.royalsocietypublishing.org/content/suppl/2010/07/23/rspb.2010.1057.DC1.html>

References

[This article cites 167 articles, 18 of which can be accessed free](#)

<http://rsjb.royalsocietypublishing.org/content/early/2010/07/23/rspb.2010.1057.full.html#ref-list-1>

P<P

Published online 28 July 2010 in advance of the print journal.

Subject collections

Articles on similar topics can be found in the following collections

[taxonomy and systematics](#) (253 articles)

[ecology](#) (1631 articles)

[evolution](#) (1878 articles)

Email alerting service

Receive free email alerts when new articles cite this article - sign up in the box at the top right-hand corner of the article or click [here](#)

Advance online articles have been peer reviewed and accepted for publication but have not yet appeared in the paper journal (edited, typeset versions may be posted when available prior to final publication). Advance online articles are citable and establish publication priority; they are indexed by PubMed from initial publication. Citations to Advance online articles must include the digital object identifier (DOIs) and date of initial publication.

To subscribe to *Proc. R. Soc. B* go to: <http://rsjb.royalsocietypublishing.org/subscriptions>

Review

The dynamics of biogeographic ranges in the deep sea

Craig R. McClain^{1,*} and Sarah Mincks Hardy²

¹National Evolutionary Synthesis Center, 2024 West Main Street, Durham, NC 27705, USA

²School of Fisheries and Ocean Sciences, University of Alaska, Fairbanks, PO Box 757220, Fairbanks, AK 99775, USA

Anthropogenic disturbances such as fishing, mining, oil drilling, bioprospecting, warming, and acidification in the deep sea are increasing, yet generalities about deep-sea biogeography remain elusive. Owing to the lack of perceived environmental variability and geographical barriers, ranges of deep-sea species were traditionally assumed to be exceedingly large. In contrast, seamount and chemosynthetic habitats with reported high endemism challenge the broad applicability of a single biogeographic paradigm for the deep sea. New research benefiting from higher resolution sampling, molecular methods and public databases can now more rigorously examine dispersal distances and species ranges on the vast ocean floor. Here, we explore the major outstanding questions in deep-sea biogeography. Based on current evidence, many taxa appear broadly distributed across the deep sea, a pattern replicated in both the abyssal plains and specialized environments such as hydrothermal vents. Cold waters may slow larval metabolism and development augmenting the great intrinsic ability for dispersal among many deep-sea species. Currents, environmental shifts, and topography can prove to be dispersal barriers but are often semipermeable. Evidence of historical events such as points of faunal origin and climatic fluctuations are also evident in contemporary biogeographic ranges. Continued synthetic analysis, database construction, theoretical advancement and field sampling will be required to further refine hypotheses regarding deep-sea biogeography.

Keywords: biogeography; deep sea; dispersal; range; vicariance; establishment

1. INTRODUCTION

In the last 130 years, our view of the deep ocean floor that extends beyond the continental shelves (less than 200 m depth) radically changed (reviewed in [1]). The deep sea was once considered a dark, homogeneous wasteland, unchanging through time and devoid of biodiversity. Exploration of this vast ecosystem continues to reveal a multitude of novel, high-productivity habitats, including chemosynthetic environments [2,3] and large organic food falls (reviewed in [4]). Intricate canyons, expansive ridge systems and submerged mountains, as well as distinct suboxic environments provide habitat complexity (e.g. [2,5–8]). Even the expansive mud bottom—the backdrop for this variation—experiences episodic storms and currents, patchy organic input and disturbance regimes linked to surface ocean processes (e.g. [9,10]).

Our perceptions of the deep sea as a ‘biological desert’ were transformed by findings of spectacularly high biodiversity [11,12] and remarkable *in situ* evolutionary radiations [13]. These findings stimulated much discussion regarding the maintenance of diversity in this food-poor habitat, leading to the idea that micro-habitat structure may create niche diversity and enhance species turnover on local scales (reviewed in [14]). High species turnover on the deep-sea floor, estimated at 45–80%

over hundreds to thousands of kilometres [15–17], is often cited as evidence of restricted species ranges. However, these turnover rates are similar to other systems (vascular plants [18], e.g. intertidal invertebrates [19]). Moreover, high turnover does not necessarily preclude extensive geographical ranges if species are patchily distributed within those ranges.

These more recent claims of restricted ranges thus represent a radical departure from earlier studies, which suggested that the lack of perceived environmental variability and geographical barriers to dispersal would lead to exceedingly large ranges of deep-sea species. The biogeography of deep-sea organisms has historically been a black box characterized more by inference than data—unsurprising given the challenges of sampling this remote environment. However, modern research techniques, higher resolution sampling efforts and expansion of public databases now allow for a re-examination of existing hypotheses. In this review, we examine major outstanding questions concerning the biogeography of deep-sea invertebrates on the seafloor (figure 1). We ask: (i) do deep-sea species exhibit broad geographical distributions? (ii) how has the history of the deep sea through the Phanerozoic shaped biogeography on the seafloor? (iii) what contemporary processes constrain ranges in the deep sea? In considering these questions, we strive to construct a new framework reflecting modern scientific developments, and identify future research needs.

* Author for correspondence (cmclain@nescent.org).

Electronic supplementary material is available at <http://dx.doi.org/10.1098/rspb.2010.1057> or via <http://rsob.royalsocietypublishing.org>.

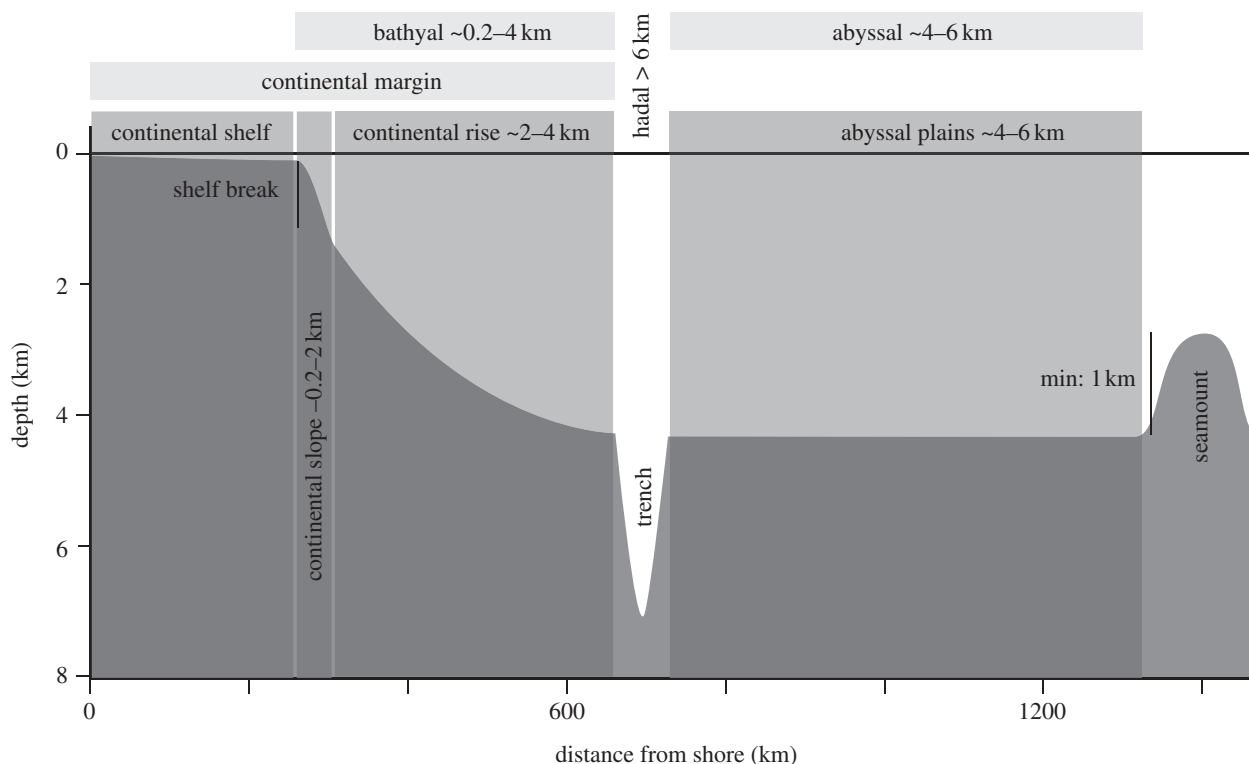


Figure 1. Profile of typical continental margin and deep-sea system. Major regions are labelled. Adapted from Gage & Tyler [93].

(a) *Species distributions in the contemporary deep sea*

Severe undersampling of the deep sea, estimated to be much less than 1 per cent of the total seafloor [20], prevents full characterization of species ranges. For many species, we can only conservatively estimate the maximum linear range extent with any accuracy. However, the use of singular linear dimensions to characterize range is not without precedent as terrestrial and shallow-water biogeographers often employ these metrics to convey useful information, e.g. Rapoport's Rule (e.g. [21]). Based on such observations we can thus begin to describe some general patterns in species distributions.

Studies employing morphospecies as basic taxonomic units largely support earlier theories of cosmopolitanism in many groups inhabiting the soft-bottom seafloor, notably nematodes, foraminifera, mollusca and echinodermata (e.g. [22–27]). For example, approximately 25 per cent of known bivalve mollusc species occur in multiple ocean basins, most with ranges covering more than 20° latitude ([28], C. R. McClain & T. G. Gullett 2009, unpublished data). Many elapsid holothurians also appear widely distributed on the abyssal plains, with only a few bathyal taxa confined to a single region [29,30]. Patterns in amphipod crustaceans are somewhat unclear, but several widely distributed abyssal species are known, and many others possess at least basin-wide distributions [31,32].

While chemosynthetic habitats such as hydrothermal vents, cold methane seeps and large food falls share many common taxa (reviewed in [33]), regional and/or global distribution of this specialized fauna remains poorly resolved. At the generic level, several distinct groups appear broadly distributed, including *Osedax*, a group of bone-eating worms [34], the wood-boring

bivalve genus *Xylophaga* [35] and numerous vent and seep taxa [2,36]. Even geographically isolated western Pacific vents share 50 per cent of genera with eastern sites [37]. However, at the species level, seep species may be restricted to individual or adjacent sites [3], whereas vent communities share 10–15% of species between regions or basins [38], and are often broadly distributed within continuous ridge systems (e.g. [37,39]).

Like chemosynthetic systems, seamounts may represent island-like habitats potentially isolated by hydrography or sheer distance, leading to predictions of high endemism [20,40,41]. Early studies reported that up to 36 per cent of taxa on seamounts were endemic, albeit with the caveat of severe undersampling of the deep sea (reviewed in [5,20,42]). Accumulating species-level data now indicate that seamount communities are comprised of non-endemic species drawn from a regional species pool, often with broad geographical distributions of hundreds to thousands of kilometres ([40], reviewed in [41, 43–47]). For example, 79 per cent of the species on a well-studied California seamount possess ranges greater than 1000 km [48]. Thus, early hypotheses of large deep-sea species ranges appear to hold true for seamount fauna.

More recent biogeographic studies employing genetic tools are helping to unravel taxonomic problems that can complicate range-size determinations. These methods have identified cryptic species complexes misdiagnosed as single morphospecies, as well as distinctive morphotypes or life-history stages of a single species given synonymous species names [49,50]. Molecular studies also indicate cosmopolitanism in many groups, revealing surprising genetic homogeneity over large distances in vent [51–53], seamount [43,54–56] and

abyssal plain [57] populations separated by thousands of kilometres. Genetic analyses verified reportedly widespread distributions of a common polychaete worm throughout the abyssal Pacific, Atlantic and Southern Oceans [58], and in three abyssal foraminifera species found in the Arctic and Antarctic, separated by 17 000 km [59].

In contrast to this evidence of extensive horizontal gene flow, multiple soft-bottom taxa show significant genetic differentiation along bathymetric gradients of only a few kilometres [60–63]. Thus, biogeographic patterns are likely to vary considerably between the abyssal seafloor and the continental slopes, which experience considerable heterogeneity in carbon flux, topography, sediment type and current regime [63–65]. Indeed, earlier studies suggested geographical ranges may increase [5,66] with depth as environmental conditions become more homogeneous. More recent molecular work supports this idea, demonstrating genetic homogeneity among abyssal populations and restricted gene flow along depth gradients in Atlantic molluscs [63,67].

A preponderance of evidence now suggests that deep-sea genera, and often species, are broadly distributed, regardless of habitat type. Interestingly, patchy habitats like seamounts and vents do not appear to differ from the surrounding abyssal plains in this respect. Seep species may prove an exception to the rule, but more comprehensive sampling will be required. In contrast, bathymetric gradients may pose significant constraints on species ranges relative to horizontal distances, indicating broad geographical distributions may be more frequent at greater depths.

(b) Processes governing species distributions in the deep sea

Variation in range size results from a complex interaction of physical, biological and historical factors [68–71]. Taxon-specific physiological adaptations and life-history strategies arise under historical selection pressures, and govern the intrinsic ability to move between habitat patches. Extrinsic factors in turn impact propagule survival during dispersal, provide physical barriers to movement and influence successful colonization of new patches. Overlain on these processes are species-specific niche requirements within the environmental landscape combined with biological interactions permitting populations to persist [71–73]. Here, we examine the contribution of historical contingencies, intrinsic dispersal abilities and extrinsic factors that interact with both dispersal and the adult niche to determine geographical distributions of deep-sea species.

(c) History of the deep-sea environment and fauna

Extreme variability in temperature, oxygen and circulation characterize the deep-sea palaeoceanographic history (figure 2). Since the Eocene/Palaeocene boundary (approx. 55 Ma), deep water has cooled approximately 15°C, following minor warming in the Late Cretaceous [74], and a similar cool period at the Eocene/Oligocene boundary (approx. 34 Ma). Deep-ocean circulation has alternated between two historical ocean types one driven by high-latitude deep-water formation (thermohaline, THC), resulting in cold, oxygenated deep water, and one

driven by salinity-induced stratification at low latitudes (halothermal, HTC) resulting in warm, saline deep water and reduced global circulation [75–77]. THC conditions have prevailed since the Eocene/Oligocene transition, but a warmer, low-oxygen HTC phase dated back to the Triassic. During this period, deep-water anoxia was frequent and widespread [74,76,78], with the most severe events associated with rapid THC–HTC transitions in the mid-Cretaceous, and at the Permian/Triassic and Ordovician/Silurian boundaries [77].

Most current hypotheses for the origins of the deep-sea fauna centre on ‘extinction and replacement’—a near-complete extinction of deep-sea fauna triggered by catastrophic anoxic events, with subsequent invasion and radiation of shallow-water species into the deep ([76], reviewed in [77,79]). Thus, the deep-sea fauna may be relatively young, dating back to the last major anoxic event at the Eocene/Oligocene boundary (reviewed in [79]). However, many clades appear to have survived these anoxic periods [79–81]. The specialized fauna of contemporary oxygen minimum zones (reviewed in [7]) suggests the potential for evolutionary adaptation [79]. Anoxic events may have eliminated vulnerable taxa producing a more resistant deep-sea fauna through time evidence by hypoxia tolerances among deep-sea fauna [7]. Anoxia may have also encouraged speciation rather than extinction, with low-oxygen waters posing barriers to gene flow, and promoting allopatric speciation in localized well-oxygenated refugia (e.g. along particular isobaths or in isolated basins) [76,79].

Adaptation, filtering and refugia may explain the apparent lack of common origin point for contemporary deep-sea fauna, which appear to be comprised of clades originating throughout the Phanerozoic, rather than a fauna of uniform age (demonstrated early by [79,82]; figure 2). For example, only approximately 5 per cent of the extant deep-sea foraminiferan genera date to the early Palaeozoic, while the rest are younger [83]. Asellote isopod crustaceans, abundant in the contemporary deep sea, date back to the Jurassic with evidence of impressive deep-sea radiations, whereas flabelliferan isopods have more recent Cenozoic origins [50,79,81,84]. Bivalve molluscs, early inhabitants of the deep sea, date to the late Ordovician but show evidence of more recent radiations [85]. In some groups, deep-sea invasions are reflected in onshore–offshore trends in fauna age, with older clades inhabiting bathyal depths and younger clades in the abyss [82,86,87]. Numerous contemporary taxa ranging from corals to echinoderms appear to have invaded the deep sea from shallower waters—some multiple times [82,88,89].

Molecular and fossil evidence places the origins of the hydrothermal vent fauna relatively recently (approx. 100 Ma; reviewed in [13]). The divergence of vesicomid clams, found in all the chemosynthetic habitats, is coincident with those of large whales, leading some to posit whale-falls as evolutionary steps from shallow water to seeps and vents [90], although more recent work suggests early Cenozoic whale-fall communities lacked vesicomids and were compositionally more similar to wood-falls of the time [91]. Colonization of chemosynthetic habitats probably occurred in the order these habitats appeared: seeps to wood to whale [91,92]. These combined findings cast doubt on theories of a uniformly ‘young’ or ‘old’ deep-sea fauna of common origin.

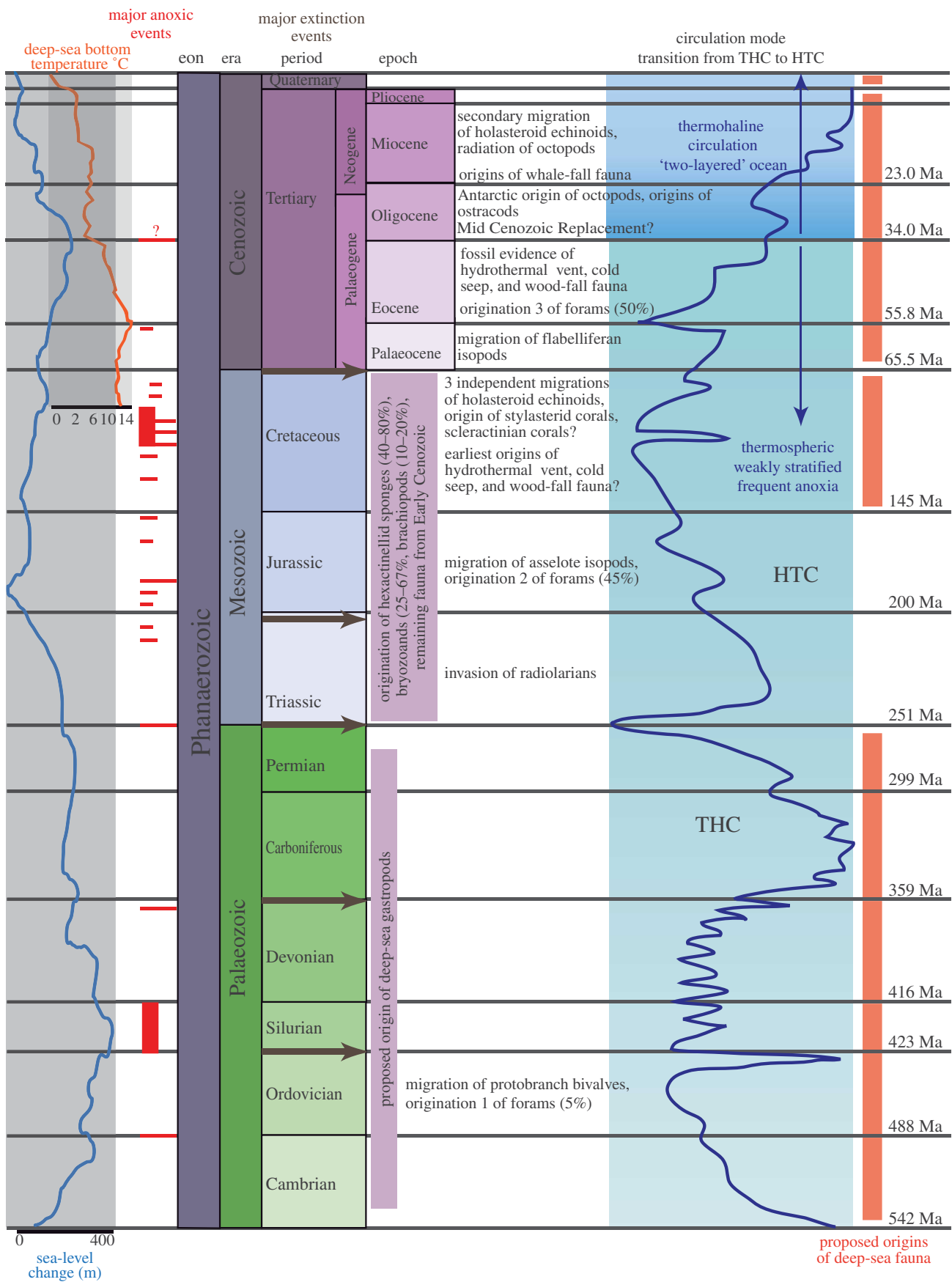


Figure 2. The geological, biological, chemical and physical history of the deep sea. Figure shows from left to right sea-level change in metres (light blue line); deep-sea bottom temperature in degrees celsius (orange line); major anoxic events (dark red blocks, width denotes regional vs. global); major extinction events (grey blocks within timescale), major migrations of fauna into the deep (text); circulation mode (dark blue line) and proposed origins of deep-sea fauna (light red blocks). Data for figure come from [13,74–80,82,83,85,88,89,91,174,175].

With multiple points of origin and radiations, contemporary deep-sea clades bear unique biogeographic signatures. For example, the North Atlantic Ocean is dominated by asellote isopods originating in the Jurassic, whereas the South Atlantic contains more recent (Tertiary) flabelliferan isopods [79]. Contemporary ranges reflect sites of invasion from the continental shelves, because physiological tolerance to conditions at these sites may dictate the routes by which invasions occurred, e.g. through an isothermal water column. Suggested invasion sites include the Antarctic continental shelf and the Mediterranean Ocean (reviewed in [93]), but at times during the Phanerozoic more isothermal conditions may have permitted multiple invasions at multiple sites [79]. In particular, molluscs are tied to multiple origin points [80] while many crustaceans are linked to Antarctic origins [79], which may explain the differences often observed in the biogeography of the two groups [94,95]. Contemporary deep-sea biogeography thus includes many taxon-specific patterns requiring historical context, highlighting the potential pitfalls of extrapolating single-taxon studies to the global deep-sea fauna.

(d) *Migration and larval dispersal*

Shallow-water marine environments, once considered open systems with free exchange of planktonic larvae, have transitioned to a view that local recruitment and small-scale population genetic structure commonly occur despite a lack of obvious physical barriers [96]. These notions have yet to be revisited in the deep sea, where many key physiologically limiting variables such as light, oxygen, temperature and pressure are relatively constant over great distances. As we have shown, cosmopolitan distributions are common, yet many taxa show significant population structure, suggesting extrinsic factors may limit dispersal potential.

Most marine invertebrates are relatively non-motile as adults, but migrations do occur in response to episodic food inputs [97,98], implying rapid movement over large spatial scales is possible. Shallow-water echinoids move at rates of about 1–4 cm min⁻¹ [99], indicating potential spatial scales for movement greater than 200 km (assuming lifespans of approx. 10 years; [100]). Longer-lived deep-sea organisms may move even greater distances [101]. However, significantly greater dispersal potential exists during the planktonic larval stage [29].

The majority of marine invertebrates produce intermediate larval forms, although some diverse and particularly abundant deep-sea groups are direct-developing (e.g. nematodes, isopods). Larval forms vary widely in development time owing to nutritional mode (planktotrophic versus lecithotrophic), temperature and phylogenetic constraints. These variations in planktonic larval duration (PLD) are thought to translate into variations in dispersal distance (e.g. [102–104]). Larval type may thus provide some indication of a species' dispersal potential, but the larval modes of most deep-sea invertebrates are unknown, and a 'typical' deep-sea strategy does not appear to exist (cf. [105,106]). Lecithotrophic larvae are commonly observed in abyssal echinoderms and polychaetes, and in molluscs from a variety of habitats, but planktotrophic and brooding taxa also

occur in significant numbers. Peracarid crustaceans, one of the most speciose groups in the deep, are entirely brooders.

In the absence of general patterns in reproductive strategy, we compiled direct measurements of PLD for various deep-sea taxa in order to estimate the potential dispersal distances given typical deep-sea current speeds and ideal conditions (figure 3). If currents are both linear and constant (we concede this is an unrealistic assumption), dispersal distances on the order of 10²–10⁵ km could occur, suggesting amazing intrinsic potential for dispersal among deep-sea invertebrates and the overwhelming effect of extrinsic factors that ultimately limit range size. Although dispersal potential is often assumed to influence range size [107–109], quantitative tests provide little empirical support for this relationship, in both shallow and deep seas [29,110–112].

In cold-water habitats like the deep sea and poles (e.g. [113]), metabolic constraints may significantly lengthen PLD [102,114]. O'Connor *et al.* [115] clearly demonstrated this temperature dependence in larval development across multiple vertebrate and invertebrate taxa. Thus, deep-sea taxa may exhibit greater dispersal distances than their shallow-water counterparts (cf. [102]). Temperature effects may in part explain the discrepancy between dispersal distance and range size.

Pressure may also lengthen larval development times in the deep sea [116]. Some echinoderm larvae exhibit broader pressure tolerances than adults of the same species [117–119], although hydrothermal vent tubeworms exhibit very narrow pressure and temperature tolerances. Adults of vent tubeworms live near vent fluids at 50°C at hundreds of atmospheres, while embryos develop best at approximately 5–10°C at ambient pressures. Thus, embryos are likely to leave the native vent site and develop in the water column [119].

(e) *Dispersal barriers*

Numerous shallow-water studies have shown evidence of restricted realized dispersal and local recruitment even in taxa with long PLD (e.g. [120–122]), suggesting behavioural and/or environmental factors play an important role in limiting dispersal. For example, currents connect suitable habitat patches in order for propagules to colonize new areas and minimizing dilution of larval cohorts along their dispersal trajectory (e.g. [123–125]). Hydrographic features may trap planktonic larvae over seamounts or other topography [20,40], or pose wall-like barriers to dispersal between basins (e.g. Antarctic polar front, [126,127], Pacific equatorial currents [128]). Currents transiting the equatorial Pacific hamper dispersal between southern and northern vents along the East Pacific Rise (EPR) [53]. Oxygen minimum zones may represent a similar barrier, isolating communities above and below inhospitable waters [76]. Currents also influence directionality of dispersal, potentially linking isolated habitat patches separated by thousands of kilometres, and minimizing dilution of larval cohorts along their dispersal trajectory (e.g. [123–125]).

Topography also impedes exchange between deep-sea populations and figures prominently in attempts to classify deep-sea biogeographic provinces (electronic

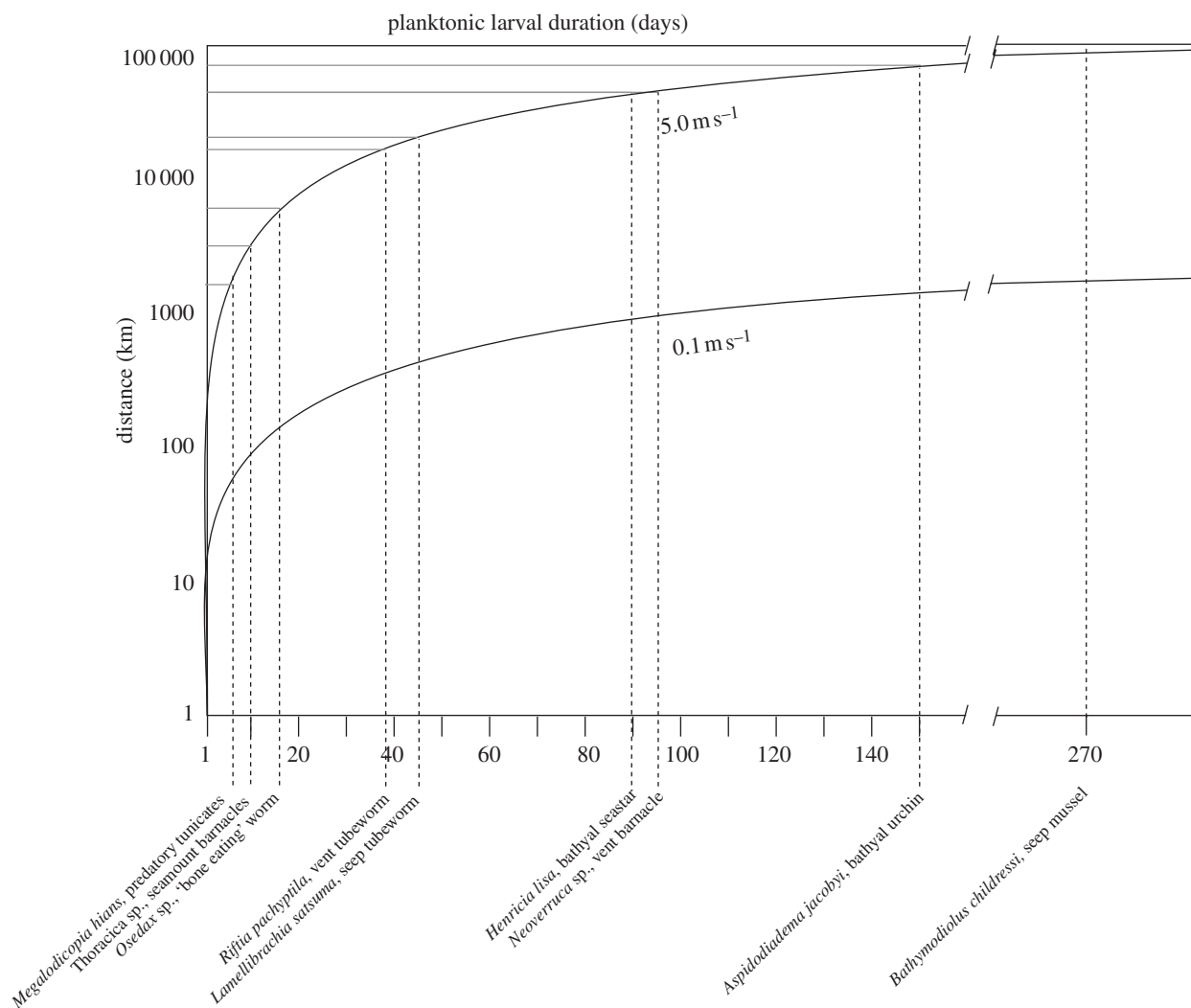


Figure 3. Potential larval dispersal distance of deep-sea fauna based on current speed, and published estimates of planktonic larval duration [176–184]. The two trajectories assume constant and unidirectional currents, and represent published estimates for lowest and highest velocity currents associated with surface waters or benthic storms [176]. Note that currents demonstrating periodic changes in direction would greatly limit dispersal [179].

supplementary material, appendix S1). The Gibraltar sill segregates the Atlantic and Mediterranean deep-water masses and prevents Atlantic fauna from colonizing the relatively species-poor Mediterranean (reviewed in [129]). Disruption of currents by seamounts or fracture zones, particularly along oceanic ridge axes, may limit dispersal and generate genetic diversity among hydrothermal vent systems [130,131]. These discontinuities interrupt the ‘ridge highway’ between vent sites, producing species with smaller ranges (e.g. [51,124,128]), although exceptions do occur [52]. Mid-oceanic ridges may also prevent dispersal on the abyssal plains. Half of the known species of deep-sea bivalves are restricted to either the eastern or western Atlantic [132], suggesting a role of the Mid-Atlantic Ridge. Similarly, the Walvis Ridge may isolate peracarid crustaceans in the Angola Basin [15]. Landmasses also provide obvious physical barriers, but approximately 15–20% of species are shared between the Pacific and Atlantic [133]. Recent studies provide evidence of genetic homogeneity between major ocean basins [63] and shared fauna between ocean basins. Inconsistencies in the role of topographic features as barriers to dispersal lends support for the filtering

concept presented by Monnoit & Monnoit [134], who noted these features were less barriers and more zones of faunal mixing.

The sheer distance between suitable habitat patches can form an insurmountable barrier (i.e. ‘isolation by distance’; [135]), as demonstrated in shallow-water systems where genetic clines exist in some taxa with high dispersal potential [136]. Indeed, distance-decay relationships, in which similarity decreases with distance, are common features of ecological systems [18,137]. Thus, even in relatively homogeneous habitats like the abyssal plains, distance effects on dispersal may lead to population differentiation and faunal turnover on regional scales. Few studies explicitly examine deep-sea species turnover or gene flow over large spatial scales between seamounts [20] or between oceanic basins [28], but the role of distance has been invoked frequently for chemosynthetic environments [128,138–140]. In the ‘stepping stone’ model, gene flow occurs only among neighbouring vent populations and decreases with increasing distance. Tests of this model yield mixed results possibly owing to differences in distance between vent sites at fast and slow spreading centres [141] or sampling issues [140].

Dispersal distances that exceed between-site distances at fast spreading centres may generate homogeneous populations over larger distances, whereas greater spacing of vent sites at slow spreading centres could prevent dispersal between sites [142].

(f) *Niche requirements*

The role of niche-specificity, including habitat requirements and species-level interactions (e.g. competition, predation), in governing deep-sea biogeographic ranges is very poorly studied. Nonetheless, specific niche requirements will of course govern species' abilities to establish a population at a given location even if dispersal to that location is possible. Phenotypic and faunal patterning in deep-sea habitats provide some evidence of niche effects. For example, oxygen concentration appears to drive intra- and interspecific clines in invertebrate phenotypes [143], with oxygen minimum zones contain distinct suites of tolerant species [7]. Similarly, calcium carbonate dissolution is known to restrict depth distributions in taxa with exoskeletons (e.g. [144]). Trophic requirements will also play an important role, not only for chemosynthetic fauna restricted to specialized and patchily distributed habitats, but for heterotrophic fauna as well.

A sizeable literature explores the unique adaptations of deep-sea deposit-feeders that enable them to subsist in the food-poor soft-sediment environment (e.g. [145]). Diversity of deposit-feeding strategies corresponds to a high degree of niche diversity that actually allows surprisingly large numbers of species to coexist in an extremely food-limited environment [146]. Organic carbon flux also influences biodiversity and standing stock over large spatial scales [132,147,148], and generates bathymetric and latitudinal gradients in alpha diversity [149,150]. However, effects of flux on biogeography are only explored in the context of bathymetric zonation [64]. The relationship between species ranges and the considerable horizontal variation in vertical flux [151,152] requires additional attention. For example, an abyssal source-sink system may exist in which extremely oligotrophic areas cannot sustain viable population sizes without input from eutrophic areas [95]. Under such a scenario, little faunal turnover would be expected along horizontal gradients in flux extending into oligotrophic abyssal regions.

A promising approach to uncovering relationships between environmental factors and species ranges in the deep sea has recently been demonstrated using ecological niche models (ENMs), which linked specific niche requirements of stony corals with spatial gradients in abiotic factors [153]. Applied in terrestrial settings for a decade (reviewed in [154]), ENMs and similar models have only recently been employed in the deep sea [155]. Tittensor *et al.* [153] are the first to examine deep-sea communities at a global scale using ENMs to disentangle important environmental variables influencing coral distributions on seamounts and predict locations of suitable habitat.

2. CONCLUSIONS

The sheer size of the deep sea continues to confound attempts to ascertain broad-scale patterns. However, a

clear articulation of biogeographic patterns and processes is vital to advancing conservation efforts and mitigating increasing anthropogenic threats [156–158]. Although, generalizations remain tentative owing to gross under-sampling and incomplete taxonomic information, many taxa appear broadly distributed across the deep-sea floor. Surprisingly, this trend is apparent not only among soft-bottom taxa inhabiting the vast abyssal plain, but also in highly patchy environments such as hydrothermal vents and seamounts. However, though maximum linear extent of abyssal seafloor and vent species ranges are similar, areal extent is likely to be smaller in vent species confined to long but narrow ridges. Methane seep and large food-fall assemblages may have more restricted ranges, but the extent to which this pattern reflects undersampling, as opposed to limited gene flow in spatially and temporally patchy habitats, remains unclear. At the generic level, overwhelming evidence indicates high levels of cosmopolitanism across all habitats.

Many taxa probably possess an amazing intrinsic ability for larval dispersal, which may be further augmented by extended larval development in cold deep waters. Dispersal potential is thus expected to increase with depth and exceed that of shallow marine taxa. However, barriers to dispersal such as currents, landmasses and topographic features can of course curtail this potential. These barriers clearly define general patterns of biogeography in the deep (electronic supplementary material, appendix 1), although many dispersal barriers appear semipermeable across habitat types, affecting taxa differently. Deep-sea biogeographic patterns also clearly bear the signature of historical events, as evidenced by multiple points of evolutionary origin, and the apparent role of variable deep-water oxygen concentrations. All current evidence points to a deep-sea fauna composed of taxa, neither entirely old nor young, filtered through many climatic fluctuations (figure 2).

Sampling remote deep-sea systems is fraught with difficulty. Acquiring faunal samples requires considerably financial and technological input and years of forward planning. Rough seas, either owing to inclement weather or increased winds frequent at higher latitudes, or equipment and technological issues amplified by the isolation of being at sea often limit ship-based sampling even further. Far less than 1 per cent of the deep sea [159] has been sampled and our conclusions hinge on this fact. The small area and uneven distribution of deep-sea floor sampling, concentrated in the Northern Hemisphere in proximity to American and European oceanographic institutions, impedes more comprehensive biogeographic synthesis [159]. Recent modelling work [160] suggests that in some instances up to an order of magnitude more sampling may be required to detect true endemism in the deep sea. Rare species [161], especially those narrowly distributed and locally rare, may be exceptionally difficult to sample in the deep sea, leading to overestimation of the contribution of broadly distributed species to deep-sea biodiversity. However, work on gastropods suggests that local rarity may not equate to small geographical range [23].

The way forward for deep-sea biogeography includes maximizing the yields on data already collected, continued and dedicated financial support by funding agencies with understanding of the risk, development of

technologies that decrease risk and expenditure, and continued sampling. Areas of particular need include:

- *Detailed phylogenies in a geographical context*, which will clarify timing and points of origin for deep-sea invasions, and identify possible triggers for such events (e.g. [81,89]).
- *Population genetics and phylogeography for all deep-sea habitats and especially for the abyssal plains*. Genetic data—severely lacking in habitats other than seamounts and hydrothermal vents—would elucidate scales of connectivity and identify environmental gradients that may be generating biogeographic breaks in a system traditionally perceived as relatively homogeneous. Across all deep-sea habitats, a clearer understanding is needed of the relationship between population and species genetic differentiation, i.e. ‘concordance of intraspecific and interspecific’ phylogeographic patterning [162], with a recognition of the continuum that represents gene flow and structure [163–165].
- *An integrated biogeographic framework of hard-substrate areas* of the deep sea. The current paradigm views individual seamounts or hydrothermal vent areas in isolation and should be broadened in scope to consider other hard-substrate habitats like deep-water reefs, ridge lines, slopes and canyons. Recent work indicates many shared species between these various habitats [2,45,48,166], and such an approach would thus yield more realistic estimates of endemism/cosmopolitanism.
- *Assessment of the effects of productivity patterns on biogeography*, in the contemporary ocean as well as over geological timescales. Carbon flux shapes patterns in biodiversity and the evolution of deep-sea faunas [9,132,147] and will probably prove important in deep-sea biogeography.
- *Reproductive patterns and estimates of larval dispersal ability* in deep-sea fauna, which are largely lacking for groups other than echinoderms and vent species (e.g. [29,130]). Realistic scales of dispersal must be quantified if we are to understand the processes that generate contemporary biogeographic patterns and, more importantly, to develop effective conservation strategies for deep-sea habitats.
- *Improved biogeographic schemes and habitat suitability models* using state of the art analyses to guide conservation (e.g. [153,167]). The unprecedented amount of environmental data publicly available (e.g. National Oceanographic Database, NODC, <http://www.nodc.noaa.gov/>), efforts to compile and synthesize data from deep-sea habitats in online databases (e.g. Ocean Biogeographic Information System, OBIS, <http://www.iobis.org/>; Census of Marine Life, CoML, <http://www.coml.org/>) and methodological advances (see [168,169]) will facilitate additional such efforts. Environmental conditions may successfully characterize a species distribution, but understanding the role of biological interactions in defining the biogeographic range or interact with environmental parameters will be key to understanding deep-sea biodiversity [72,73].
- *Explicit analyses of faunal turnover (beta-diversity) and biogeographic ranges* in relation to both dispersal limits, environmental heterogeneity (e.g. distance

decay [18]), and each other. Large-scale environmental and biological datasets are becoming sufficiently comprehensive to provide the necessary tools for such analyses.

- *Examination of whether deep-sea biota follow macroecological and biogeographic ‘rules’*. Conformity or deviation will provide valuable insights into structuring forces in the deep sea as well as in other environments [132].
- *Explicitly linking knowledge of deep-sea biogeography to future climate change scenarios*. Species will either move (range shifts), acclimatize (phenotypic plasticity), adapt (evolution) or die (extinction) (e.g. [170]). What scope do deep-sea taxa possess for acclimatization and adaptation? How will ranges be affected? Answers will require continued initiatives to forge collaborations among disparate disciplines (e.g. Evolution and Climate Change in the Oceans programme).
- *As ever, more sampling, more sampling and even more sampling*. . . combined with the continued development of databases (e.g. OBIS, Seamounts Online (<http://seamounts.sdsc.edu/>), and Dryad (www.dryad.org)) and the continued promotion of data sharing, synthesis and collaboration (e.g. CoML, National Evolutionary Synthesis Center, and the National Center for Ecological Analysis and Synthesis; see also [171]).

If we have learned anything over the last few decades of deep-sea exploration, it is that we still have much to learn. Historically, two different positions are taken with regard to biogeographic research. The first focuses on individual clades and seeks to identify ‘diverse ways that biotas have developed, both spatially and temporally though global history’ [172] (e.g. [173]). The second emphasizes identifying ‘overarching biotic relationships’ [172]. We advocate proceeding with both as new data and exploration on both fronts will consistently force us to re-evaluate existing paradigms. We must be equally open to the idea that generalities and departures from them may exist, but exceptions to ‘rules’ present valuable opportunities for new insight.

This manuscript benefited from lively discussions and informal reviews by C.L. Van Dover, A. Glover, J. Payne, C. Mah, K. Zelnio, T. Roberts, M. Rex, K. Halanych, A. Boyer and E. Schuettplez, as well as the insightful comments of two anonymous reviewers. C.R.M. wishes to thank his loving wife, Michelle, for patience and support. C.R.M. is supported by the National Evolutionary Synthesis Center, NSF no. EF-0423641.

REFERENCES

- 1 Koslow, T. 2007 *The silent deep: the discovery, ecology, and conservation of the deep sea*. Chicago, IL: University of Chicago Press.
- 2 Van Dover, C. L. 2000 *The ecology of deep-sea hydrothermal vents*. Princeton, NJ: Princeton University Press.
- 3 Sibuet, M. & Olu, K. 1998 Biogeography, biodiversity and fluid dependence of deep-sea cold-seep communities at active and passive marigns. *Deep-Sea Res. II* **45**, 517–567. (doi:10.1016/S0967-0645(97)00074-X)
- 4 Smith, C. R. & Baco-Taylor, A. R. 2003 Ecology of whale falls at the deep-sea floor. *Oceanogr. Mar. Biol. Annu. Rev.* **41**, 311–354.
- 5 Wilson, R. R. & Kaufmann, R. S. 1987 Seamount biota and biogeography. In *Seamounts, islands, and atolls* (ed.

- B. H. Keating *et al.*), pp. 227–237. Washington, DC: American Geophysical Union.
- 6 Vetter, E. W. & Dayton, P. K. 1998 Macrofaunal communities within and adjacent to a detritus-rich submarine canyon system. *Deep-Sea Res. II* **45**, 25–54. (doi:10.1016/S0967-0645(97)00048-9)
 - 7 Levin, L. A. 2003 Oxygen minimum zone benthos: adaptation and community response to hypoxia. *Oceanogr. Mar. Biol. Annu. Rev.* **41**, 1–45.
 - 8 Cordes, E. E., Cunha, M. R., Galéron, J., Mora, C., Olu-Le Roy, K., Sibuet, M., Van Gaever, S., Vanreusel, A. & Levin, L. A. 2009 The influence of geological, geochemical, and biogenic habitat heterogeneity on seep biodiversity. *Mar. Ecol.* **31**, 51–65.
 - 9 Gooday, A. J. 2002 Biological responses to seasonally varying fluxes of organic matter to the ocean floor: a review. *J. Oceanogr.* **58**, 305–332. (doi:10.1023/A:1015865826379)
 - 10 Tyler, P. A. 1988 Seasonality in the deep sea. *Oceanogr. Mar. Biol. Annu. Rev.* **26**, 227–258.
 - 11 Grassle, J. F. 1989 Species diversity in deep-sea communities. *Trends Ecol. Evol.* **4**, 12–15. (doi:10.1016/0169-5347(89)90007-4)
 - 12 Sanders, H. L. 1968 Marine benthic diversity: a comparative study. *Am. Nat.* **102**, 243–282. (doi:10.1086/282541)
 - 13 Little, C. T. S. & Vrijenhoek, R. C. 2003 Are hydrothermal vent animals living fossils? *Trends Ecol. Evol.* **18**, 582–588. (doi:10.1016/j.tree.2003.08.009)
 - 14 Snelgrove, P. V. R. & Smith, C. R. 2002 A riot of species in an environmental calm: the paradox of the species-rich deep-sea floor. *Oceanogr. Mar. Biol.* **40**, 211–242.
 - 15 Brandt, A. *et al.* 2005 Diversity of peracarid crustaceans (Malacostraca) from the abyssal plain of the Angola Basin. *Organ. Divers. Evol.* **5**(Suppl. 1), 105–112.
 - 16 Grassle, J. F. & Maciolek, N. J. 1992 Deep-sea species richness: regional and local diversity estimates from quantitative bottom samples. *Am. Nat.* **139**, 313–341. (doi:10.1086/285329)
 - 17 Glover, A. G., Smith, C. R., Paterson, G. J. L., Wilson, G. D. F., Hawkins, L. & Shearer, M. 2002 Polychaete species diversity in the central Pacific abyss: local and regional patterns, and relationships with productivity. *Mar. Ecol. Prog. Ser.* **240**, 157–170. (doi:10.3354/meps240157)
 - 18 Nekola, J. C. & White, P. S. 1999 The distance decay of similarity in biogeography and ecology. *J. Biogeogr.* **26**, 867–878. (doi:10.1046/j.1365-2699.1999.00305.x)
 - 19 Nakaoka, M., Ito, N., Yamamoto, T., Okuda, T. & Noda, T. 2006 Similarity of rocky intertidal assemblages along the Pacific coast of Japan: effects of spatial and geographic distance. *Ecol. Res.* **21**, 425–435. (doi:10.1007/s11284-005-0138-6)
 - 20 McClain, C. R. 2007 Guest editorial: seamounts: identity crisis or split personality? *J. Biogeogr.* **34**, 2001–2008. (doi:10.1111/j.1365-2699.2007.01783.x)
 - 21 Fortes, R. R. & Absalao, R. S. 2004 The applicability of Rapoport's rule to the marine molluscs of the Americas. *J. Biogeogr.* **31**, 1909–1916. (doi:10.1111/j.1365-2699.2004.01117.x)
 - 22 Gooday, A. J., Hori, S., Todo, Y., Okamoto, T., Kitazato, H. & Sabbatini, A. 2004 Soft-walled, monothalamous benthic foraminiferans in the Pacific, Indian and Atlantic Oceans: aspects of biodiversity and biogeography. *Deep Sea Res. Part I Oceanogr. Res. Pap.* **51**, 33–53. (doi:10.1016/j.dsr.2003.07.002)
 - 23 Rex, M. A. 2002 Biogeography of the deep-sea gastropod *Palazzia planorbis* (Dall, 1927): an uncommon form of rarity. *Nautilus* **116**, 36–38.
 - 24 Madsen, F. J. 1961 The Porcellanasteridae: a monographic revision of an abyssal group of seastars. *Galathea Rep.* **4**, 33–173.
 - 25 Sibuet, M. 1979 Distribution and diversity of asteroids in Atlantic abyssal basins. *Sarsia* **64**, 85–91.
 - 26 Tyler, P. A. 1980 Deep-sea ophiuroids. *Oceanogr. Mar. Biol. Annu. Rev.* **18**, 125–153.
 - 27 Vanreusel, A. *et al.* 2010 The contribution of deep-sea macrohabitat heterogeneity to global nematode diversity. *Mar. Ecol.* **31**, 6–20. (doi:10.1111/j.1439-0485.2009.00352.x)
 - 28 Allen, J. A. 2008 Bivalvia of the deep Atlantic. *Malacologia* **50**, 57–173. (doi:10.4002/0076-2997-50.1.57)
 - 29 Young, C. M., Sewell, M. A., Tyler, P. A. & Metaxas, A. 1997 Biogeographic and bathymetric ranges of Atlantic deep-sea echinoderms and ascidians: the role of larval dispersal. *Biodivers. Conserv.* **6**, 1507–1522. (doi:10.1023/A:1018314403123)
 - 30 Hansen, B. 1975 Systematics and biology of the deep-sea holothurians. Part I. Elapsipoda. *Galathea Rep.* **13**, 1–262.
 - 31 Barnard, J. L. 1961 Gammaridean Amphipoda from depth of 400 to 6000 m. *Galathea Rep.* **5**, 23–128.
 - 32 Thurston, M. H. 1990 Abyssal necrophagous amphipods (Crustacea: Amphipoda) in the northeast and tropical Atlantic Ocean. *Prog. Oceanogr.* **24**, 257–274. (doi:10.1016/0079-6611(90)90036-2)
 - 33 Smith, C. R., Baco, A. R., Hannides, A. & Ruplinger, D. 2003 Chemosynthetic habitats on the California slope: whale-, wood- and kelp-falls compared to vents and seeps. In *Biogeography and biodiversity of chemosynthetic ecosystems: planning for the future*. Southampton, UK: Southampton Oceanography Centre.
 - 34 Glover, A. G., Källström, B., Smith, C. R. & Dahlgren, T. G. 2005 World-wide whale worms? A new species of *Osedax* from the shallow north Atlantic. *Proc. R. Soc. B* **272**, 2587–2592. (doi:10.1098/rspb.2005.3275)
 - 35 Voight, J. R. 2009 Deep-sea wood-boring bivalves of *Xylophaga* (Myoida: Pholadidae) on the continental shelf: a new species described. *J. Mar. Biol. Assoc. UK* **88**, 1459–1464.
 - 36 Cordes, E. E., Carney, S. L., Hourdez, S., Carney, R. S., Brooks, J. M. & Fisher, C. R. 2007 Cold seeps of the deep Gulf of Mexico: community structure and biogeographic comparisons to Atlantic equatorial belt seep communities. *Deep-Sea Res. I* **54**, 637–653. (doi:10.1016/j.dsr.2007.01.001)
 - 37 Hessler, R. R. & Lonsdale, P. F. 1991 Biogeography of Mariana trough hydrothermal vent communities. *Deep Sea Res.* **38**, 185–199. (doi:10.1016/0198-0149(91)90079-U)
 - 38 Desbruyeres, D., Hashimoto, J. & Fabri, M. 2006 Composition and biogeography of hydrothermal vent communities in western Pacific back-arc basins. In *Back-arc spreading systems: geological, biological, chemical, and physical interactions*, pp. 215–234. Washington, DC: American Geophysical Union.
 - 39 Tunnicliffe, V. & Fowler, C. M. R. 1996 Influence of sea-floor spreading on the global hydrothermal vent fauna. *Nature* **379**, 531–533. (doi:10.1038/379531a0)
 - 40 Brewin, P. E., Stocks, K. I., Haidvogel, D. B., Condit, C. & Gupta, A. 2009 Effects of oceanographic retention on decapod and gastropod community diversity on seamounts. *Mar. Ecol. Prog. Ser.* **383**, 225–237. (doi:10.3354/meps07987)
 - 41 Clark, M. R. *et al.* 2010 The ecology of seamounts: structure, function, and human impacts. *Annu. Rev. Mar. Sci.* **2**, 253–278. (doi:10.1146/annurev-marine-120308-081109)

- 42 Rogers, A. D. 1994 The biology of seamounts. *Adv. Mar. Biol.* **30**, 304–360.
- 43 Samadi, S., Bottan, L., Macpherson, E., De Forges, B. R. & Boisselier, M.-C. 2006 Seamount endemism questioned by the geographic distribution and population genetic structure of marine invertebrates. *Mar. Biol.* **149**, 1463–1475. (doi:10.1007/s00227-006-0306-4)
- 44 O'Hara, T. D. 2007 Seamounts: centres of endemism or species richness for ophiuroids. *Global Ecol. Biogeogr.* **16**, 720–732. (doi:10.1111/j.1466-8238.2007.00329.x)
- 45 O'Hara, T. D., Rowden, A. A. & Williams, A. 2008 Cold-water coral habitats on seamounts: do they have a specialist fauna? *Divers. Distrib.* **14**, 925–934. (doi:10.1111/j.1472-4642.2008.00495.x)
- 46 Howell, K. L., Mowles, S. L. & Foggo, A. 2010 Mounting evidence: near-slope seamounts are faunally indistinct from an adjacent bank. *Mar. Ecol.* <http://www3.interscience.wiley.com/journal/123428893/abstract>
- 47 Thoma, J. N., Pante, E., Brugler, M. R. & France, S. C. 2009 Deep-sea octocorals and antipatharians show no evidence of seamount-scale endemism in the NW Atlantic. *Mar. Ecol. Prog. Ser.* **397**, 25–35. (doi:10.3354/meps08318)
- 48 McClain, C. R., Lundsten, L., Ream, M., Barry, J. & DeVogelaere, A. 2009 Endemicity, biogeography, composition, and community structure on a northeast Pacific seamount. *PLoS ONE* **4**, e4141. (doi:10.1371/journal.pone.0004141)
- 49 Vrijenhoek, R. 2008 Cryptic species, phenotypic plasticity, and complex life histories: assessing deep-sea faunal diversity with molecular markers. *Deep-Sea Res. II* **56**, 1713–1723. (doi:10.1016/j.dsr2.2009.05.016)
- 50 Raupach, M. J., Malyutina, M., Brandt, A. & Wägele, J.-W. 2007 Molecular data reveal a highly diverse species flock within the munnopsoid deep-sea isopod *Betamorpha fusiformis* (Barnard, 1920) (Crustacea: Isopoda: Asellota) in the Southern Ocean. *Deep-Sea Res. II* **54**, 1820–1830. (doi:10.1016/j.dsr2.2007.07.009)
- 51 Johnson, S. B., Young, C. R., Jones, W. J., Waren, A. & Vrijenhoek, R. C. 2006 Migration, isolation, and speciation of hydrothermal vent limpets (Gastropoda; Lepetodrilidae) across the Blanco Transform Fault. *Biol. Bull.* **210**, 140–157. (doi:10.2307/4134603)
- 52 Hurtado, L. A., Lutz, R. A. & Vrijenhoek, R. C. 2004 Distinct patterns of genetic differentiation among annelids of eastern Pacific hydrothermal vents. *Mol. Ecol.* **13**, 2603–2615. (doi:10.1111/j.1365-294X.2004.02287.x)
- 53 Won, Y., Young, C. R., Lutz, R. A. & Vrijenhoek, R. C. 2003 Dispersal barriers and isolation among deep-sea mussel populations (Mytilidae: Bathymodiolus) from eastern Pacific hydrothermal vents. *Mol. Ecol.* **12**, 169–184. (doi:10.1046/j.1365-294X.2003.01726.x)
- 54 Bucklin, A., Wilson Jr, R. R. & Smith Jr, K. L. 1987 Genetic differentiation of seamount and basin populations of the deep-sea amphipod *Eurythenes gryllus*. *Deep-Sea Res.* **34**, 1795–1810. (doi:10.1016/0198-0149(87)90054-9)
- 55 Smith, P. J., McVeagh, S. M., Mingoia, J. T. & France, S. C. 2004 Mitochondrial DNA sequence variation in deep-sea bamboo coral (Keratoisidinae) species in the southwest and northwest Pacific Ocean. *Mar. Biol.* **144**, 253–261. (doi:10.1007/s00227-003-1206-5)
- 56 Jones, W. J., Clague, D. & Vrijenhoek, R. 2006 Population genetics and ecology of seamount clam (Limidae: Acesta) populations in the northeastern Pacific Ocean. *Seamount biogeosciences network*. La Jolla, CA: Scripps Institution of Oceanography.
- 57 Bisol, P. M., Costa, R. & Sibuet, M. 1984 Ecological and genetical survey of two deep-sea holothurians: *Benthogone rosea* and *Benthodytes typica*. *Mar. Ecol. Prog. Ser.* **15**, 275–281. (doi:10.3354/meps015275)
- 58 Mincks, S. L., Dyal, P. L., Paterson, G. L. J., Smith, C. R. & Glover, A. G. 2009 A new species of *Aurospio* (Polychaeta, Spionidae) from the Antarctic shelf, with analysis of its ecology, reproductive biology and evolutionary history. *Mar. Ecol.* **30**, 181–197. (doi:10.1111/j.1439-0485.2008.00265.x)
- 59 Pawlowski, J., Fahrni, J., Lecroq, B., Longet, D., Cornelius, N., Excoffier, L., Cedhagen, T. & Gooday, A. J. 2007 Bipolar gene flow in deep-sea benthic foraminifera. *Mol. Ecol.* **16**, 4089–4096. (doi:10.1111/j.1365-294X.2007.03465.x)
- 60 Howell, K. L., Rogers, A. D., Tyler, P. A. & Billett, D. S. M. 2004 Reproductive isolation among morphotypes of the Atlantic seastar species *Zoroaster fulgens* (Asteroidea: Echinodermata). *Mar. Biol.* **144**, 977–984. (doi:10.1007/s00227-003-1248-8)
- 61 France, S. C. 1994 Genetic population structure and gene flow among deep-sea amphipods, *Abyssorhomene* spp., from six California continental borderland basins. *Mar. Biol.* **118**, 67–77. (doi:10.1007/BF00699220)
- 62 France, S. C. & Kocher, T. D. 1996 Geographic and bathymetric patterns of mitochondrial 16S rRNA sequence divergence among deep-sea amphipods, *Eurythenes gryllus*. *Mar. Biol.* **126**, 633–643. (doi:10.1007/BF00351330)
- 63 Zardus, J. D., Etter, R. J., Chase, M. R., Rex, M. A. & Boyle, E. E. 2006 Bathymetric and geographic population structure in the pan-Atlantic deep-sea bivalve *Deminucula atacellana* (Schenck, 1939). *Mol. Ecol.* **15**, 639–651. (doi:10.1111/j.1365-294X.2005.02832.x)
- 64 Carney, R. S. 2005 Zonation of deep biota on continental margins. *Oceanogr. Mar. Biol. Annu. Rev.* **43**, 211–278.
- 65 Levin, L. A. & Dayton, P. K. 2009 Ecological theory and continental margins: where shallow meets deep. *Trends Ecol. Evol.* **24**, 606–617. (doi:10.1016/j.tree.2009.04.012)
- 66 Allen, J. A. & Sanders, H. L. 1996 The zoogeography, diversity and origin of the deep-sea protobranch bivalves of the Atlantic: the epilogue. *Prog. Oceanogr.* **38**, 95–153. (doi:10.1016/S0079-6611(96)00011-0)
- 67 Etter, R. J., Rex, M. A., Chase, M. R. & Quattro, J. M. 2005 Population differentiation decreases with depth in deep-sea bivalves. *Evolution* **59**, 1479–1491.
- 68 Pineda, J., Reyns, N. B. & Starczak, V. R. 2009 Complexity and simplification in understanding recruitment in benthic populations. *Popul. Ecol.* **51**, 17–32. (doi:10.1007/s10144-008-0118-0)
- 69 Brown, J. H., Stevens, G. C. & Kaufman, D. M. 1996 The geographic range: size, shape, boundaries, and internal structure. *Annu. Rev. Ecol. Syst.* **27**, 597–623. (doi:10.1146/annurev.ecolsys.27.1.597)
- 70 Holt, R. D. 2003 On the evolutionary ecology of species' ranges. *Evol. Ecol. Res.* **5**, 159–178.
- 71 Holt, R. D. & Keitt, T. 2005 Species' borders: a unifying theme in ecology. *Oikos* **108**, 3–6. (doi:10.1111/j.0030-1299.2005.13145.x)
- 72 Soberon, J. 2007 Grinnellian and Eltonian niches and geographic distributions of species. *Ecol. Lett.* **10**, 1115–1123. (doi:10.1111/j.1461-0248.2007.01107.x)
- 73 Soberon, J. & Nakamura, M. 2009 Niche and distributional areas: concepts, methods, and assumptions. *Proc. Natl Acad. Sci. USA* **106**, 19 644–19 650. (doi:10.1073/pnas.0901637106)

- 74 Waelbroeck, C., Labeyrie, L., Michel, E., Duplessy, J. C., McManus, J. F., Lambeck, K., Balbon, E. & Labracherie, M. 2001 Sea-level and deep water temperature changes derived from benthic foraminifera isotopic records. *Quat. Sci. Rev.* **21**, 295–305. (doi:10.1016/S0277-3791(01)00101-9)
- 75 Jeppsson, L. 1990 An oceanic mode for lithological and faunal changes tested on the Silurian record. *J. Geol. Soc. Lond.* **147**, 663–674. (doi:10.1144/gsjgs.147.4.0663)
- 76 Rogers, A. D. 2000 The role of the oceanic oxygen minima in generating biodiversity in the deep sea. *Deep-Sea Res. II* **47**, 119–148. (doi:10.1016/S0967-0645(99)00107-1)
- 77 Horne, D. J. 1999 Ocean circulation modes of the Phanerozoic: implications for the antiquity of deep-sea benthic invertebrates. *Crustaceana* **72**, 999–1018. (doi:10.1163/156854099503906)
- 78 Jacobs, D. K. & Lindberg, D. R. 1998 Oxygen and evolutionary patterns in the sea: onshore/offshore trends and recent recruitment of deep-sea faunas. *Proc. Natl Acad. Sci. USA* **95**, 9396–9401. (doi:10.1073/pnas.95.16.9396)
- 79 Wilson, G. D. F. 1999 Some of the deep-sea fauna is ancient. *Crustaceana* **72**, 1019–1030. (doi:10.1163/156854099503915)
- 80 Clarke Jr, A. H. 1962 On the composition, zoogeography, origin and age of the deep-sea mollusc fauna. *Deep-Sea Res.* **9**, 229–306.
- 81 Raupach, M. J., Mayer, C., Malyutina, M. & Wägele, J.-W. 2009 Multiple origins of deep-sea Asellota (Crustacea: Isopoda) from shallow waters revealed by molecular data. *Proc. R. Soc. B* **276**, 799–808. (doi:10.1098/rspb.2008.1063)
- 82 Menzies, R. J. & Imbrie, J. 1958 On the antiquity of the deep-sea bottom fauna. *Oikos* **9**, 192–210. (doi:10.2307/3564764)
- 83 Lipps, J. H. & Hickman, C. S. 1982 Origin, age, and evolution of antarctic and deep-sea faunas. In *The environment of the deep sea* (eds W. G. Ernst & J. G. Morin), pp. 324–356. Englewood Cliffs, NJ: Prentice-Hall, Inc.
- 84 Raupach, M. J., Held, C. & Wägele, J.-W. 2004 Multiple colonization of the deep sea by the Asellota (Crustacea: Peracarida: Isopoda). *Deep-Sea Res. II* **51**, 1787–1795. (doi:10.1016/j.dsr2.2004.06.035)
- 85 Allen, J. A. 1978 Evolution of the deep sea protobranch bivalves. *Phil. Trans. R. Soc. Lond. B* **284**, 387–401. (doi:10.1098/rstb.1978.0076)
- 86 Jablonski, D. & Bottjer, D. J. 1991 Environmental patterns in the origins of higher taxa: the post-Palaeozoic fossil record. *Science* **252**, 251–253. (doi:10.1126/science.252.5014.1831)
- 87 Jablonski, D., Sepkoski Jr, J. J., Bottjer, D. J. & Sheehan, P. M. 1983 Onshore-offshore patterns in evolution of Phanerozoic shelf communities. *Science* **22**, 1123–1125. (doi:10.1126/science.222.4628.1123)
- 88 Smith, A. B. & Stockley, B. 2005 The geological history of deep-sea colonization by echinoids: roles of surface productivity and deep-water ventilation. *Proc. R. Soc. B* **272**, 865–869. (doi:10.1098/rspb.2004.2996)
- 89 Linder, A., Cairns, S. D. & Cunningham, C. W. 2008 From offshore to onshore: multiple origins of shallow-water corals from deep-sea ancestors. *PLoS ONE* **3**, e2429. 1–5. (doi:10.1371/journal.pone.0002429)
- 90 Baco, A. R., Smith, C. R., Peek, A. S., Roderick, G. K. & Vrijenhoek, R. C. 1999 The phylogenetic relationships of whale-fall vesicomyid clams based on mitochondrial COI DNA sequences. *Mar. Ecol. Prog. Ser.* **182**, 137–147. (doi:10.3354/meps182137)
- 91 Kiel, S. & Goedert, J. L. 2006 Deep-sea food bonanzas: early Cenozoic whale-fall communities resemble wood-fall rather than seep communities. *Proc. R. Soc. B* **273**, 2625–2631. (doi:10.1098/rspb.2006.3620)
- 92 Shank, T. M. *et al.* 1998 Miocene radiation of deep-sea hydrothermal vent shrimp (Caridea: Bresiliidae): evidence from mitochondrial cytochrome oxidase subunit I. *Mol. Phylogenet. Evol.* **13**, 244–254. (doi:10.1006/mpev.1999.0642)
- 93 Gage, J. D. & Tyler, P. A. 1991 *Deep-sea biology: a natural history of organisms at the deep-sea floor*. Cambridge, UK: Cambridge University Press.
- 94 Brandt, A., Brix, S., Brökeland, W., Choudhury, M., Kaiser, S. & Malyutina, M. 2007 Deep-sea isopod biodiversity, abundance, and endemism in the Atlantic sector of the Southern Ocean—results from the ANDEEP I-III expeditions. *Deep-Sea Res. II* **54**, 1760–1775. (doi:10.1016/j.dsr2.2007.07.015)
- 95 Rex, M. A., McClain, C. R., Johnson, N. A., Etter, R. J., Allen, J. A., Bouchet, P. & Warén, A. 2005 A source-sink hypothesis for abyssal biodiversity. *Am. Nat.* **165**, 163–178. (doi:10.1086/427226)
- 96 Cowen, R. K. & Sponaugle, S. 2009 Larval dispersal and marine population connectivity. *Annu. Rev. Mar. Sci.* **1**, 443–466. (doi:10.1146/annurev.marine.010908.163757)
- 97 Billett, D. S. M., Bett, B. J., Rice, A. L., Thurston, M. H., Galéron, J., Sibuet, M. & Wolff, G. A. 2001 Long-term changes in the megabenthos of the Porcuping Abyssal Plain (NE Atlantic). *Prog. Oceanogr.* **50**, 325–348. (doi:10.1016/S0079-6611(01)00060-X)
- 98 Jones, E. G., Collins, M. A., Bagley, P. M., Addison, S. & Priede, I. G. 1998 The fate of cetacean carcasses in the deep sea: observations on consumption rates and succession of scavenging species in the abyssal north-east Atlantic Ocean. *Proc. R. Soc. Lond. B* **265**, 1119–1127. (doi:10.1098/rspb.1998.0407)
- 99 Domenici, P., Gonzalez-Calderon, D. & Ferrari, R. S. 2003 Locomotor performance in the sea urchin *Paracentrotus lividus*. *J. Mar. Biol. Assoc. UK* **83**. (doi:10.1017/S0025315403007094h)
- 100 Ebert, T. A. & Southon, J. R. 2003 Red sea urchins (*Strongylocentrotus franciscanus*) can live over 100 years: confirmation with A-bomb ¹⁴Carbon. *Fishery Bull.* **101**, 915–922.
- 101 Cailliet, G. M., Andrews, A. H., Burton, E. J., Watters, D. L., Kline, D. E. & Ferry-Graham, L. A. 2001 Age determination and validation studies of marine fishes: do deep-dwellers live longer? *Exp. Gerontol.* **36**, 739–764. (doi:10.1016/S0531-5565(00)00239-4)
- 102 Bradbury, I. R., Laurel, B., Snelgrove, P. V. R., Bentzen, P. & Campana, S. E. 2008 Global patterns in marine dispersal estimates: the influence of geography, taxonomic category and life history. *Proc. R. Soc. B* **275**, 1803–1809. (doi:10.1098/rspb.2008.0216)
- 103 Shanks, A. L. 2009 Pelagic larval duration and dispersal distance revisited. *Biol. Bull.* **216**, 373–385. (doi:10.2307/25548167)
- 104 Kinlan, B. P. & Gaines, S. D. 2003 Propagule dispersal in marine and terrestrial environments: a community perspective. *Ecology* **84**, 2007–2020. (doi:10.1890/01-0622)
- 105 Tyler, P. A. & Young, C. M. 1999 Reproduction and dispersal at vents and cold seeps. *J. Mar. Biol. Assoc. UK* **79**, 193–208. (doi:10.1017/S0025315499000235)
- 106 Young, C. M. 2004 Reproduction, development and life-history traits. In *Ecosystems of the deep oceans* (ed. P. A. Tyler), pp. 381–426. Amsterdam, The Netherlands: Elsevier Science.

- 107 Thorson, G. 1950 Reproductive and larval ecology marine bottom invertebrates. *Biol. Rev. Camb. Philos. Soc.* **25**, 1–45. (doi:10.1111/j.1469-185X.1950.tb00585.x)
- 108 Scheltema, R. S. 1986 On dispersal and planktonic larvae of benthic invertebrates: an eclectic overview and summary of problems. *Bull. Mar. Sci.* **39**, 290–322.
- 109 Jablonski, D. & Lutz, R. A. 1983 Larval ecology of marine benthic invertebrates: palaeobiological implications. *Biol. Rev. Camb. Philos. Soc.* **58**, 21–89. (doi:10.1111/j.1469-185X.1983.tb00380.x)
- 110 Emlet, R. B. 1995 Developmental mode and species geographic range in regular sea urchins (Echinodermata: Echinoidea). *Evolution* **49**, 476–489. (doi:10.2307/2410272)
- 111 Lester, S. E., Ruttenberg, B. I., Gaines, S. D. & Kinlan, B. P. 2007 The relationship between dispersal ability and geographic range size. *Ecol. Lett.* **10**, 745–758. (doi:10.1111/j.1461-0248.2007.01070.x)
- 112 Paulay, G. & Meyer, C. 2006 Dispersal and divergence across the greatest ocean region: do larvae matter? *Integr. Comp. Biol.* **46**, 269–281. (doi:10.1093/icb/icj027)
- 113 Pearse, J. S. & Lockhart, S. J. 2004 Reproduction in cold water: paradigm changes in the 20th century and a role for cidaroid sea urchins. *Deep-Sea Res. II* **51**, 1533–1549. (doi:10.1016/j.dsr2.2004.06.023)
- 114 Brown, J. H., Gillooly, J. F., Allen, A. P., Savage, V. M. & West, G. B. 2004 Toward a metabolic theory of ecology. *Ecology* **85**, 1771–1789. (doi:10.1890/03-9000)
- 115 O'Connor, M. I., Bruno, J. F., Gaines, S. D., Halpern, B. S., Lester, S. E., Kinlan, B. P. & Weiss, J. M. 2007 Temperature control of larval dispersal and the implications for marine ecology, evolution, and conservation. *Proc. Natl Acad. Sci. USA* **104**, 1266–1271. (doi:10.1073/pnas.0603422104)
- 116 Somero, G. N. 1998 Adaptation to cold and depth: contrasts between polar and deep-sea animals. In *Cold ocean physiology* (eds H. O. Portner & R. C. Payle), pp. 33–57. Cambridge, UK: University Press.
- 117 Tyler, P. A., Young, C. M. & Clarke, A. 2000 Temperature and pressure tolerances of embryos and larvae of the Antarctic sea urchin *Sterechinus neumayeri* (Echinodermata: Echinoidea): potential for deep-sea invasion from high latitudes. *Mar. Ecol. Prog. Ser.* **192**, 173–180. (doi:10.3354/meps192173)
- 118 Villalobos, F. B., Tyler, P. A. & Young, C. M. 2006 Temperature and pressure tolerance of embryos and larvae of the Atlantic seastars *Asterias rubens* and *Marthasterias glacialis* (Echinodermata: Asteroidea): potential for deep-sea invasion. *Mar. Ecol. Prog. Ser.* **314**, 109–117. (doi:10.3354/meps314109)
- 119 Pradillon, F. & Gaill, F. 2007 Pressure and life: some biological strategies. *Rev. Environ. Sci. Biotechnol.* **6**, 181–195. (doi:10.1007/s11157-006-9111-2)
- 120 Banks, S. C., Piggott, M. P., Williamson, J. E., Bové, U., Holbrook, N. J. & Beheregaray, L. B. 2007 Oceanic variability and coastal topography shape genetic structure in a long-dispersing sea urchin. *Ecology* **88**, 3055–3064. (doi:10.1890/07-0091.1)
- 121 Piggott, M. P., Banks, S. C., Tung, P. & Beheregaray, L. B. 2008 Genetic evidence for different scales of connectivity in a marine mollusc. *Mar. Ecol. Prog. Ser.* **365**, 127–136. (doi:10.3354/meps07478)
- 122 Zulliger, D. E., Tanner, S., Ruch, M. & Ribí, G. 2009 Genetic structure of the high dispersal Atlanto-Mediterranean sea star *Astropecten aranciatus* revealed by mitochondrial DNA sequences and microsatellite loci. *Mar. Biol.* **156**, 597–610. (doi:10.1007/s00227-008-1111-z)
- 123 Tokuda, G., Yamada, A., Nakano, K., Arita, N. & Yamasaki, H. 2006 Occurrence and recent long-distance dispersal of deep-sea hydrothermal vent shrimps. *Biol. Lett.* **2**, 257–260. (doi:10.1098/rsbl.2005.0420)
- 124 Young, C. R., Fujio, S. & Vrijenhoek, R. C. 2008 Directional dispersal between mid-ocean ridges: deep-ocean circulation and gene flow in *Ridgeia piscesae*. *Mol. Ecol.* **17**, 1718–1731. (doi:10.1111/j.1365-294X.2008.03609.x)
- 125 Van Dover, C. L., Jenkins, C. D. & Turnipseed, M. 2001 Corraling of larvae in the deep sea. *J. Mar. Biol. Assoc. UK* **81**, 823–826. (doi:10.1017/S0025315401004659)
- 126 Hunter, R. L. & Halanych, K. M. 2008 Evaluating connectivity in the brooding brittle star *Astrofoma agassizii* across the Drake Passage in the Southern Ocean. *J. Heredity* **99**, 137–148. (doi:10.1093/jhered/esm119)
- 127 Rogers, A. D., Morley, S., Fitzcharles, E., Jarvis, K. & Belchier, M. 2006 Genetic structure of Patagonian toothfish (*Dissostichus eleginoides*) populations on the Patagonian Shelf and Atlantic and western Indian Ocean sectors of the Southern Ocean. *Mar. Biol.* **149**, 915–924. (doi:10.1007/s00227-006-0256-x)
- 128 Won, Y., Young, C. R., Lutz, R. A. & Vrijenhoek, R. C. 2003 Dispersal barriers and isolation among deep-sea mussel populations (Mytilidae: *Bathymodiulus*) from eastern Pacific hydrothermal vents. *Mol. Ecol.* **12**, 169–184. (doi:10.1046/j.1365-294X.2003.01726.x)
- 129 Sardà, F., Calafat, A., Flexas, M. M., Tselepidis, A., Canals, M., Espino, M. & Tursi, A. 2004 An introduction to Mediterranean deep-sea biology. *Sci. Marina* **68**, 7–38.
- 130 Tyler, P. A. & Young, C. M. 2003 Dispersal at hydrothermal vents: a summary of recent progress. *Hydrobiologia* **503**, 9–19. (doi:10.1023/B:HYDR.0000008492.53394.6b)
- 131 Van Dover, C. L., German, C. R., Speer, K. G., Parson, L. M. & Vrijenhoek, R. C. 2002 Evolution and biogeography of deep-sea vent and seep invertebrates. *Science* **295**, 1253–1257. (doi:10.1126/science.1067361)
- 132 McClain, C. R., Rex, M. A. & Etter, R. J. 2009 Deep-sea macroecology. In *Marine macroecology* (eds J. D. Witman & K. Roy), pp. 65–100. Chicago, IL: University of Chicago Press.
- 133 Vinogradova, N. G. 1997 Zoogeography of the abyssal and hadal zones. *Adv. Mar. Biol.* **32**, 325–387. (doi:10.1016/S0065-2881(08)60019-X)
- 134 Monnoit, C. & Monniot, F. 1978 Recent work on the deep-sea tunicates. *Oceanogr. Mar. Biol. Annu. Rev.* **16**, 181–228.
- 135 Wright, S. 1943 Isolation by distance. *Genetics* **28**, 114–138.
- 136 Sotka, E. E. & Palumbi, S. R. 2006 The use of genetic clines to estimate dispersal distances of marine larvae. *Ecology* **87**, 1094–1103. (doi:10.1890/0012-9658(2006)87[1094:TUOGCT]2.0.CO;2)
- 137 Soininen, J., McDonald, R. & Hillebrand, H. 2007 The distance decay of similarity in ecological communities. *Ecography* **30**, 3–12.
- 138 Vrijenhoek, R. 1997 Gene flow and genetic diversity in naturally fragmented metapopulations of deep-sea hydrothermal vent animals. *J. Heredity* **88**, 285–293.
- 139 Shank, T. M. & Halanych, K. M. 2007 Toward a mechanistic understanding of larval dispersal: insights from genomic fingerprinting of the deep-sea hydrothermal vent tubeworm *Riftia pachyptila*. *Mar. Ecol. Evol. Perspect.* **28**, 25–35.
- 140 Audzijonyte, A. & Vrijenhoek, R. C. 2010 When gaps really are gaps: statistical phylogeography of hydrothermal vent invertebrates. *Evolution* <http://www3.interscience.wiley.com/journal/123314127/abstract>

- 141 Van Dover, C. L. 1995 Ecology of Mid-Atlantic Ridge hydrothermal vents. In *Hydrothermal vents and processes* (eds L. M. Parson, C. L. Wlaker & D. R. Dixon), pp. 257–294. London, UK: Geological Society of London Special Publication.
- 142 Desbruyères, D. *et al.* 2001 Variations in deep-sea hydrothermal vent communities on the Mid-Atlantic Ridge near the Azores plateau. *Deep-Sea Res. I* **48**, 1325–1346. (doi:10.1016/S0967-0637(00)00083-2)
- 143 McClain, C. R. & Rex, M. A. 2001 The relationship between dissolved oxygen concentration and maximum size in deep-sea turrid gastropods: an application of quantile regression. *Mar. Biol.* **139**, 681–685. (doi:10.1007/s002270100617)
- 144 McClain, C. R., Johnson, N. A. & Rex, M. A. 2004 Morphological disparity as a biodiversity metric in lower bathyal and abyssal gastropod assemblages. *Evolution* **58**, 338–348.
- 145 Jumars, P. A., Mayer, L. M., Deming, J. W., Baross, J. A. & Wheatcroft, R. A. 1990 Deep-sea deposit-feeding strategies suggested by environmental and feeding constraints. *Phil. Trans. R. Soc. Lond. B* **331A**, 85–101.
- 146 Snelgrove, P. V. & Smith, C. R. 2002 A riot of species in an environmental calm: the paradox of the species-rich deep-sea floor. *Oceanogr. Mar. Biol. Annu. Rev.* **40**, 311–342.
- 147 Smith, C. R. *et al.* 2008 Abyssal food limitation, ecosystem structure and climate change. *Trends Ecol. Evol.* **23**, 518–528. (doi:10.1016/j.tree.2008.05.002)
- 148 Rex, M. A. *et al.* 2006 Global bathymetric patterns of standing stock and body size in the deep-sea benthos. *Mar. Ecol. Prog. Ser.* **317**, 1–8. (doi:10.3354/meps317001)
- 149 Rex, M. A., Stuart, C. T., Hessler, R. R., Allen, J. A., Sanders, H. L. & Wilson, G. D. F. 1993 Global-scale latitudinal patterns of species diversity in the deep-sea benthos. *Nature* **365**, 636–639. (doi:10.1038/365636a0)
- 150 Levin, L. A., Etter, R. J., Rex, M. A., Gooday, A. J., Smith, C. R., Pineda, J., Stuart, C. T., Hessler, R. R. & Pawson, D. 2001 Environmental influences on regional deep-sea species diversity. *Annu. Rev. Ecol. Syst.* **32**, 51–93. (doi:10.1146/annurev.ecolsys.32.081501.114002)
- 151 Lampitt, R. S. & Anita, A. N. 1997 Particle flux in the deep seas: regional characteristics and temporal variability. *Deep-Sea Res. I* **44**, 1377–1403. (doi:10.1016/S0967-0637(97)00020-4)
- 152 Lutz, M. J., Caldeira, K., Dunbar, R. B. & Behrenfeld, M. J. 2007 Seasonal rhythms of net primary production and particulate organic carbon flux describe biological pump efficiency in the global ocean. *J. Geophys. Res. C. Oceans* **112**, C10011. (doi:10.1029/2006JC003706)
- 153 Tittensor, D. P. *et al.* 2009 Predicting habitat suitability for stony corals on seamounts. *J. Biogeogr.* **36**, 1111–1128. (doi:10.1111/j.1365-2699.2008.02062.x)
- 154 Hirzel, A. H. *et al.* 2002 Ecological-niche factor analysis: how to compute habitat-suitability maps without absence data? *Ecology* **83**, 2027–2036. (doi:10.1890/0012-9658(2002)083[2027:ENFAHT]2.0.CO;2)
- 155 Metaxas, A. & Bryan, T. 2007 Predictive habitat model for deep gorgonians needs better resolution: reply to Etnoyer and Morgan. *Mar. Ecol. Prog. Ser.* **339**, 313–314. (doi:10.3354/meps339313)
- 156 Glover, A. G. & Smith, C. R. 2003 The deep-sea floor ecosystem: current status and prospects of anthropogenic change by the year 2025. *Environ. Conserv.* **30**, 219–241. (doi:10.1017/S0376892903000225)
- 157 Orr, J. C. *et al.* 2005 Anthropogenic ocean acidification over the twenty-first century and its impacts on calcifying organisms. *Nature* **437**, 681–686. (doi:10.1038/nature04095)
- 158 Robison, B. 2009 Conservation of deep pelagic biodiversity. *Conserv. Biol.* **23**, 847–858. (doi:10.1111/j.1523-1739.2009.01219.x)
- 159 Stuart, C. T., Arbizu, P. M., Smith, C. R., Molodtsova, T., Brandt, A., Etter, R. J., Escobar-Briones, E., Fabri, M.-C. & Rex, M. A. 2009 CeDAMar global database of abyssal biological sampling. *Aquat. Biol.* **4**, 143–145. (doi:10.3354/ab00097)
- 160 Tittensor, D. P. *et al.* 2010 Endemism at low sampling effort: real or artifact. *12th Int. Deep-Sea Biology Symp.* Reykjavik, Iceland.
- 161 Rabinowitz, D. 1981 Seven forms of rarity. In *The biological aspects of rare plant conservation* (ed. H. Synge), pp. 205–217. New York, NY: Wiley.
- 162 Palumbi, S. R. 1996 What can molecular genetics contribute to marine biogeography? An urchin's tale. *J. Exp. Mar. Biol. Ecol.* **203**, 75–92. (doi:10.1016/0022-0981(96)02571-3)
- 163 Bohonak, A. J. 1999 Dispersal, gene flow, and population structure. *Quat. Rev. Biol.* **74**, 21–45. (doi:10.1086/392950)
- 164 Taylor, J. W. *et al.* 2000 Phylogenetic species recognition and species concepts in fungi. *Fungal Genet. Biol.* **31**, 21–32. (doi:10.1006/fgbi.2000.1228)
- 165 Palumbi, S. R. 1994 Genetic divergence, reproductive isolation, and marine speciation. *Annu. Rev. Ecol. Syst.* **25**, 547–572. (doi:10.1146/annurev.es.25.110194.002555)
- 166 Carney, R. S. 1994 Consideration of the oasis analogy for chemosynthetic communities at the Gulf of Mexico hydrocarbon vents. *Geo-Mar. Lett.* **14**, 149–159. (doi:10.1007/BF01203726)
- 167 Bachraty, C., Legendre, P. & Desbruyères, D. 2009 Biogeographic relationships among deep-sea hydrothermal vent faunas at global scale. *Deep-Sea Res. I* **56**, 1371–1378. (doi:10.1016/j.dsr.2009.01.009)
- 168 Nogues-Bravo, D. 2009 Prediction the past distribution of species climatic niches. *Global Ecol. Biogeogr.* **18**, 521–531. (doi:10.1111/j.1466-8238.2009.00476.x)
- 169 Elith, J. *et al.* 2006 Novel methods improve prediction of species' distributions from occurrence data. *Ecography* **29**, 129–151. (doi:10.1111/j.2006.0906-7590.04596.x)
- 170 Hofmann, G. E. & Todgham, A. E. 2010 Living in the now: physiological mechanisms to tolerate a rapidly changing environment. *Annu. Rev. Physiol.* **72**, 127–145. (doi:10.1146/annurev-physiol-021909-135900)
- 171 Sidlauskas, B. *et al.* 2009 Linking big: the continuing promise of evolutionary synthesis. *Evolution* **64**, 871–880. (doi:10.1111/j.1558-5646.2009.00892.x)
- 172 McDowall, R. M. 2004 What biogeography is: a place for process. *J. Biogeogr.* **31**, 345–351. (doi:10.1046/j.0305-0270.2003.01020.x)
- 173 Ebach, M., Humphries, C. J. & Williams, D. M. 2003 Phylogenetic biogeography deconstructed. *J. Biogeogr.* **30**, 1285–1296.
- 174 Bensen, R. H. 1975 The origin of the psychrosphere as recorded in changes of deep-sea ostracode assemblages. *Lethaia* **8**, 69–83. (doi:10.1111/j.1502-3931.1975.tb00919.x)
- 175 Strugnell, J. M., Rogers, A. D., Prodöhl, P. A., Collins, M. A. & Allcock, A. L. 2008 The thermohaline expressway: the Southern Ocean as a centre of origin for deep-sea octopuses. *Cladistics* **24**, 853–860. (doi:10.1111/j.1096-0031.2008.00234.x)
- 176 Havenhand, J. N., Matsumoto, G. I. & Siedel, E. 2005 *Megalodicopia hians* in the Monterey submarine canyon: distribution, larval development, and culture. *Deep-Sea Res. I* **53**, 215–222. (doi:10.1016/j.dsr.2005.11.005)

- 177 Buhl-Mortensen, L. & Hoeg, J. T. 2006 Reproduction and larval development in three scalpellid barnacles, *Scalpellum scalpellum* (Linnaeus 1767), *Ornatoscalpellum stroemii* (M. Sars 1859) and *Arcoscalpellum michelottianum* (Seguenza 1876), Crustacea: Cirripedia: Thoracica): implications for reproduction and dispersal in the deep sea. *Mar. Biol.* **149**, 829–844. (doi:10.1007/s00227-006-0263-y)
- 178 Rouse, G. W., Wilson, N. G., Goffredi, S. K., Johnson, S. B., Smart, T., Widmer, C., Young, C. M. & Vrijenhoek, R. C. 2009 Spawning and development in *Osedax* boneworms (Siboglinidae, Annelida). *Mar. Biol.* **156**, 395–405. (doi:10.1007/s00227-008-1091-z)
- 179 Marsh, A. G., Mullineaux, L. S., Young, C. M. & Manahan, D. T. 2001 Larval dispersal potential of the tubeworm *Riftia pachyptila* at deep-sea hydrothermal vents. *Nature* **411**, 77–80. (doi:10.1038/35075063)
- 180 Miyake, A. G. *et al.* 2006 Rearing and observation methods of vestimentiferan tubeworms and its early development at atmospheric pressure. *Cah. Biol. Mar.* **47**, 471–475.
- 181 Mercier, A. & Hamel, J. F. 2008 Depth-related shift in life history strategies of a brooding and broadcasting deep-sea asteroid. *Mar. Biol.* **156**, 205–223. (doi:10.1007/s00227-008-1077-x)
- 182 Watanabe, H. *et al.* 2004 Larval development and intermould period of the hydrothermal vent baranicle *Neoverruca* sp. *J. Mar. Biol. Assoc. UK* **94**, 743–745.
- 183 Young, C. M. & George, S. B. 2000 Larval development of the tropical deep-sea echinoid *Aspidodiadema jacobyi*: phylogenetic implications. *Biol. Bull.* **198**, 387–395. (doi:10.2307/1542694)
- 184 Arellano, S. M. & Young, C. M. 2009 Spawning, development, and the duration of larval life in a deep-sea cold-seep mussel. *Biol. Bull.* **216**, 149–162. (doi:10.2307/25470737)